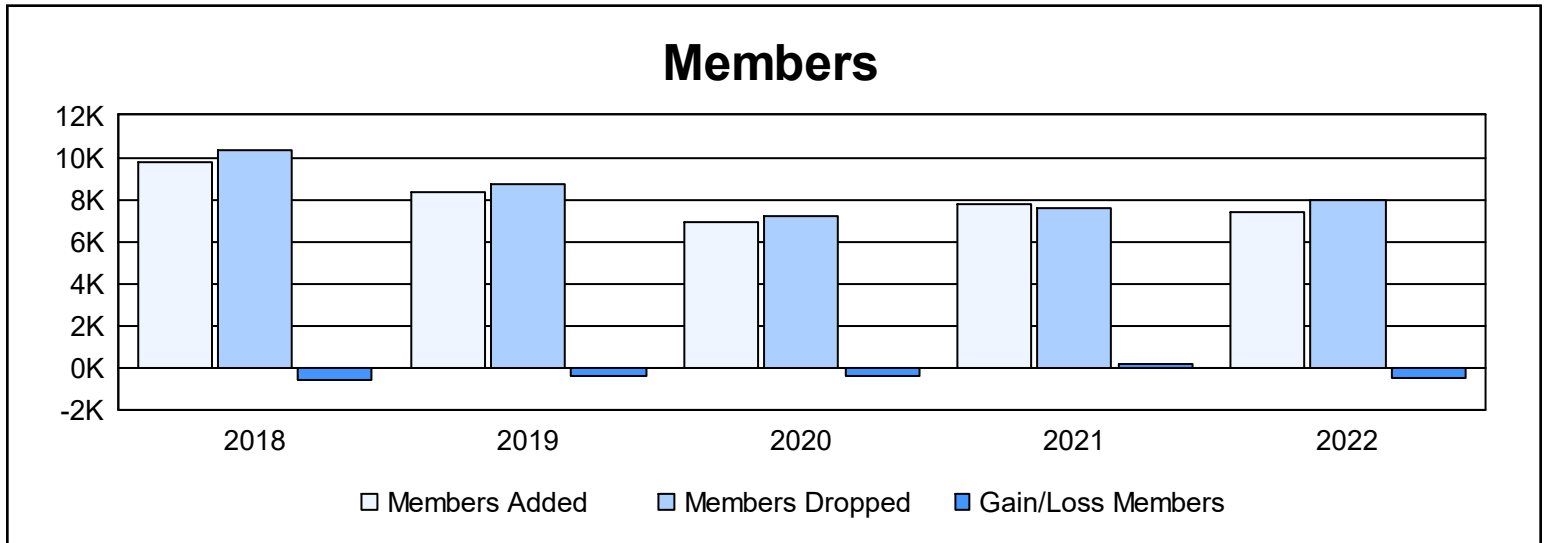
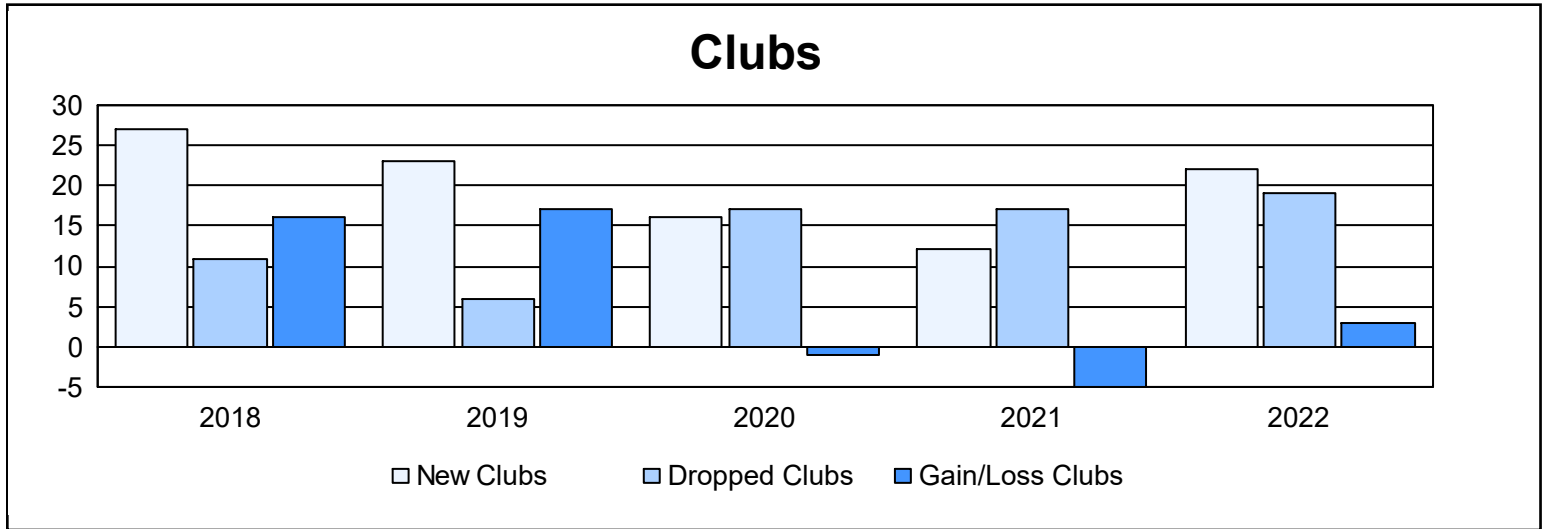
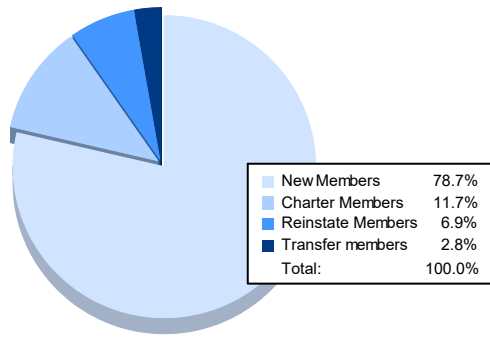


Year	New Clubs	Dropped Clubs	Gain/ Loss Clubs	New Members	Charter Members	Reinstate Members	Transfer Members	Total Member Added	Total Members Dropped	Gain/ Loss Members
2017-2018	27	11	16	7,976	1,092	508	172	9,748	10,332	-584
2018-2019	23	6	17	6,750	881	506	198	8,335	8,739	-404
2019-2020	16	17	-1	5,609	616	493	151	6,869	7,235	-366
2020-2021	12	17	-5	6,663	471	476	196	7,806	7,603	203
2021-2022	22	19	3	5,810	861	508	207	7,386	7,926	-540
<b>Average</b>	<b>20</b>	<b>14</b>	<b>6</b>	<b>6,562</b>	<b>784</b>	<b>498</b>	<b>185</b>	<b>8,029</b>	<b>8,367</b>	<b>-338</b>



### Membership Composition June 2022 Cumulative



### Gender Composition June 2022 Cumulative

